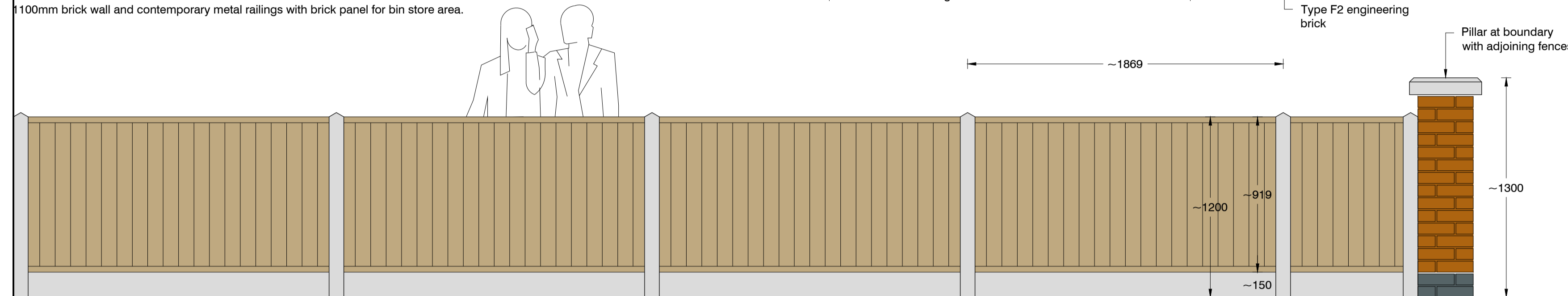


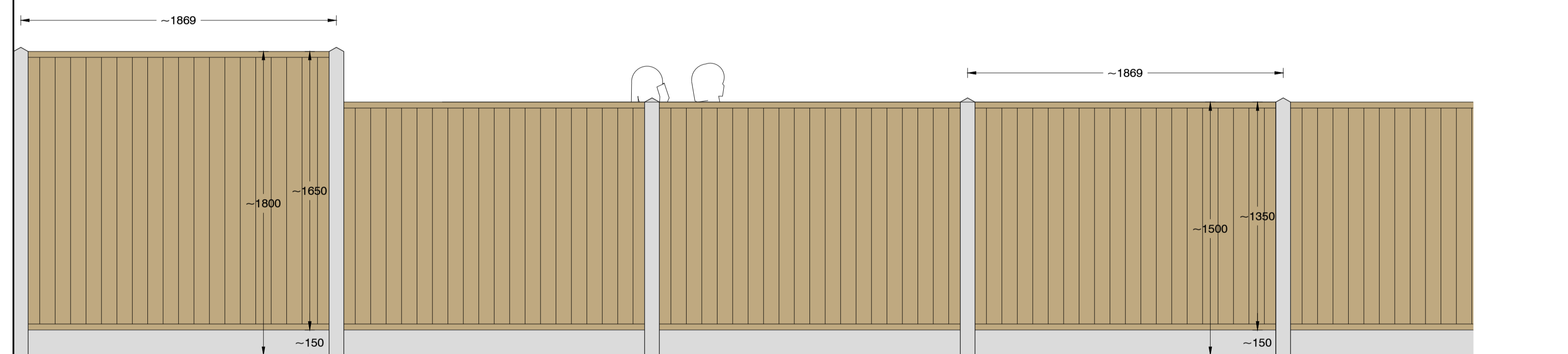
FRONT GARDEN PERIMETER BOUNDARY

1100mm brick wall and contemporary metal railings with brick panel for bin store area.




FRONT GARDEN ADJOINING BOUNDARY

1200mm high close boarded timber fence with concrete posts.



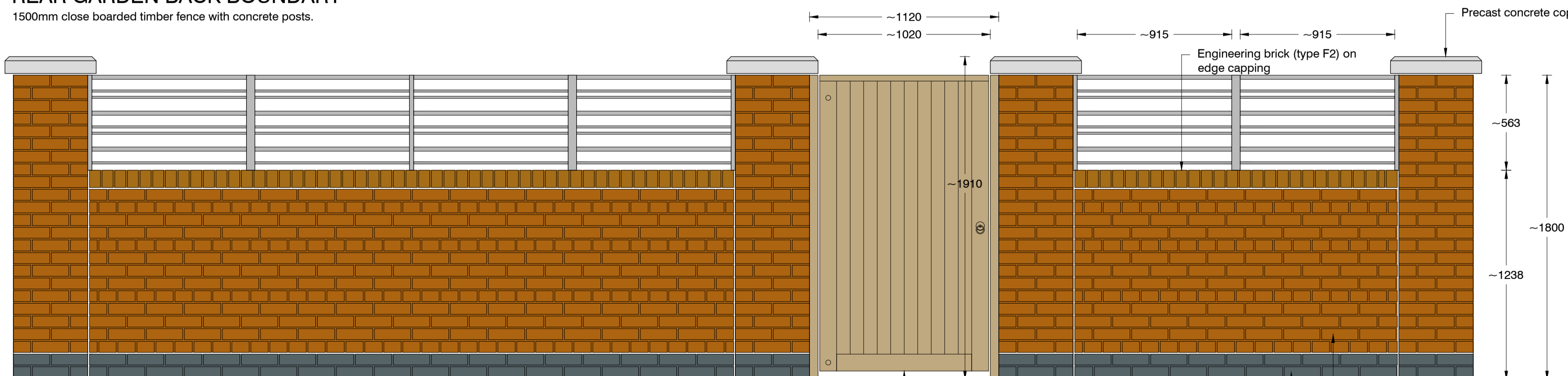
REAR GARDEN ADJOINING BOUNDARY

1500mm close boarded timber fence with concrete posts. 1800mm high privacy panel adjacent to patios.



REAR GARDEN BACK BOUNDARY

1500mm close boarded timber fence with concrete posts.

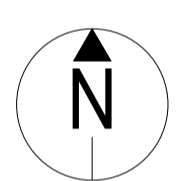


REAR GARDEN BOUNDARIES ONTO PUBLIC SPACES

1800m high brick wall and metal railings.

rev	details	by	date
SK01	*****	XX	dd.mm.yyyy

- Notes
1. Do not scale from drawing, use figured dimensions only.
 2. All dimensions to be checked onsite.
 3. This drawing to be read in conjunction with all other Gillespies drawings and specifications.



Site plan

Ordnance Information shown is reproduced from Ordnance Survey material with the permission of Ordnance Survey on behalf of the Controller of Her Majesty's Stationery Office. © Crown Copyright. Unauthorised reproduction infringes Crown Copyright and may lead to prosecution or civil proceedings. License No. 100017382

Engineers

Quantity surveyors

Other consultants

NAME
Address 01
Address 02
PH/FAX

Project title

UTTOXETER-PENNYCROFT

Drawing title

BOUNDARY ELEVATIONS

Drawing status	Scale	Drwn
PRELIMINARY	1:20 @ A1	MC
Drawing number	Date	Chk'd
M 5242-2209	26.11.14	MS
		Rev
		P01



GILLESPIES

Minion Chambers, 12 Heaton Court, Leeds LS1 4LJ
P: 0113 247 0500 F: 0113 247 0660 E: design.team@gillespies.co.uk

P/2014/01663
Received 23/12/14